

# Spend Management Platform

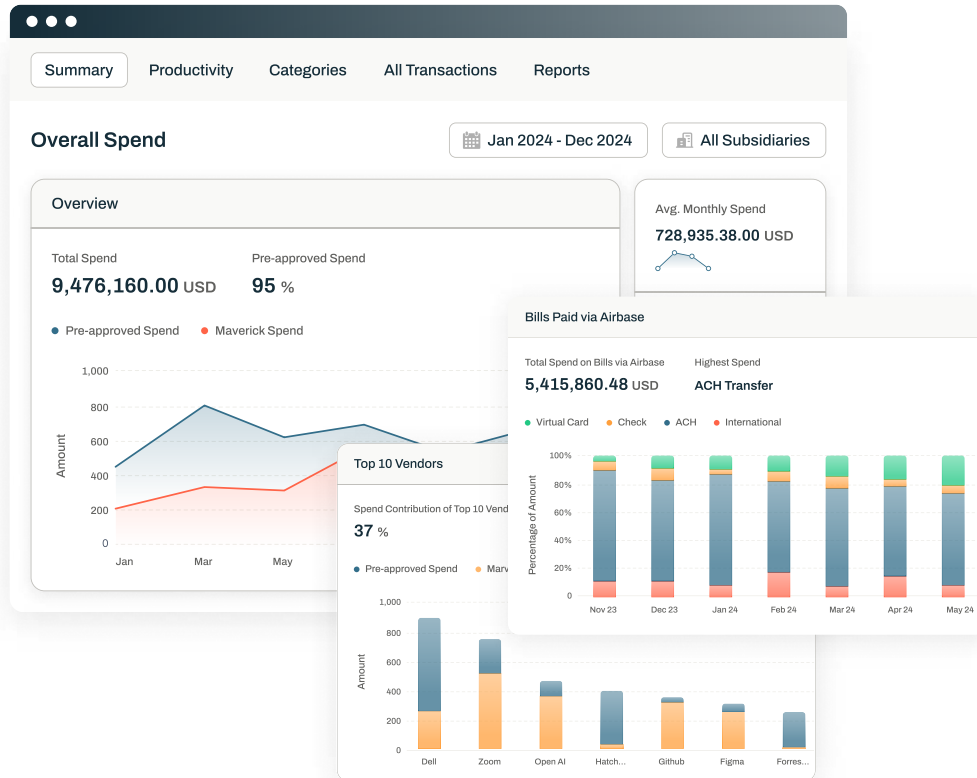
## Spend Analytics

Gain deeper visibility and drive smarter business decisions.

Great financial stewardship starts with deep insights into your business. Spend Analytics provides comprehensive visibility into organization-wide spend to help you drive data-backed strategic financial decisions while streamlining your spending processes.

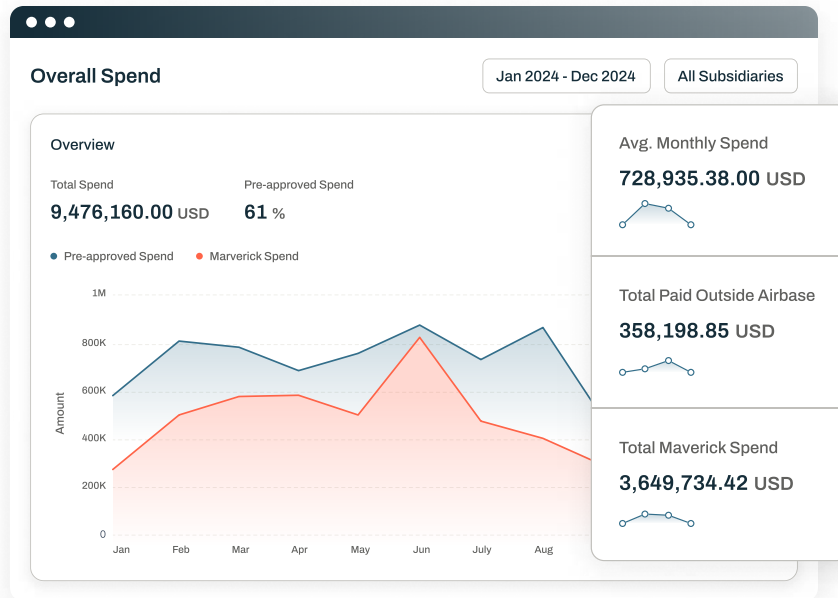
By facilitating real-time tracking of expenses across various categories, departments, and vendors, Airbase empowers businesses to gain a granular understanding of their spending patterns. The platform automates data collection and categorization, ensuring the accuracy and reliability of the information fed into the analytics engine. Spend data is consistent, up to date, and accurate.

Users can quickly generate custom reports and visual representations, allowing for a clear interpretation of spending trends and patterns. This aids in identifying areas for cost optimization and supports strategic decision-making by offering a holistic view of spending across the organization.



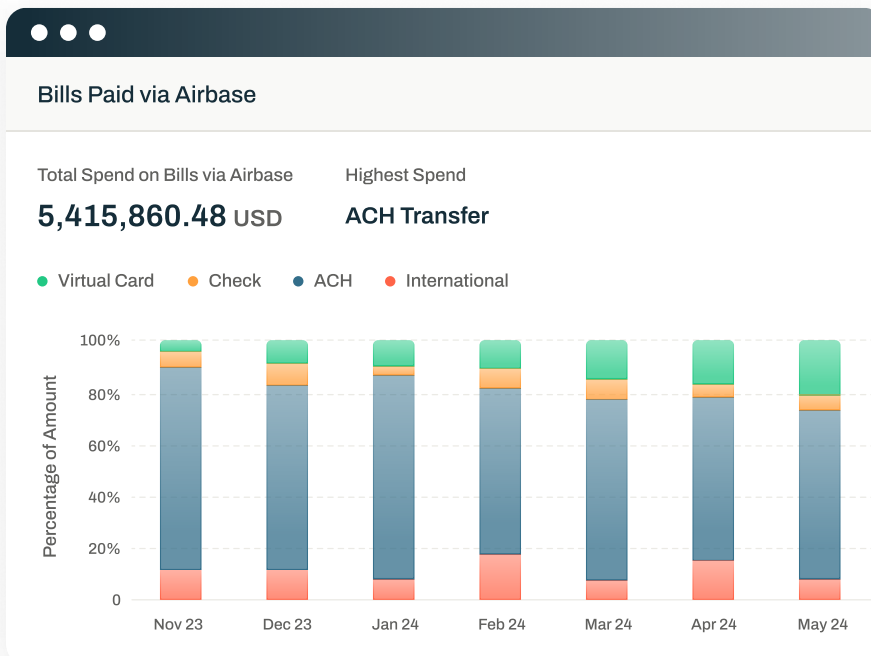
## Get 360° spend visibility.

Visualize trends and gain control over maverick, zombie, duplicate, and inefficient spending. Our automated tracking reduces the need for manual oversight and policing. Stay on top of your organization's global spending trends across all your subsidiaries and departments.



## Drive savings.

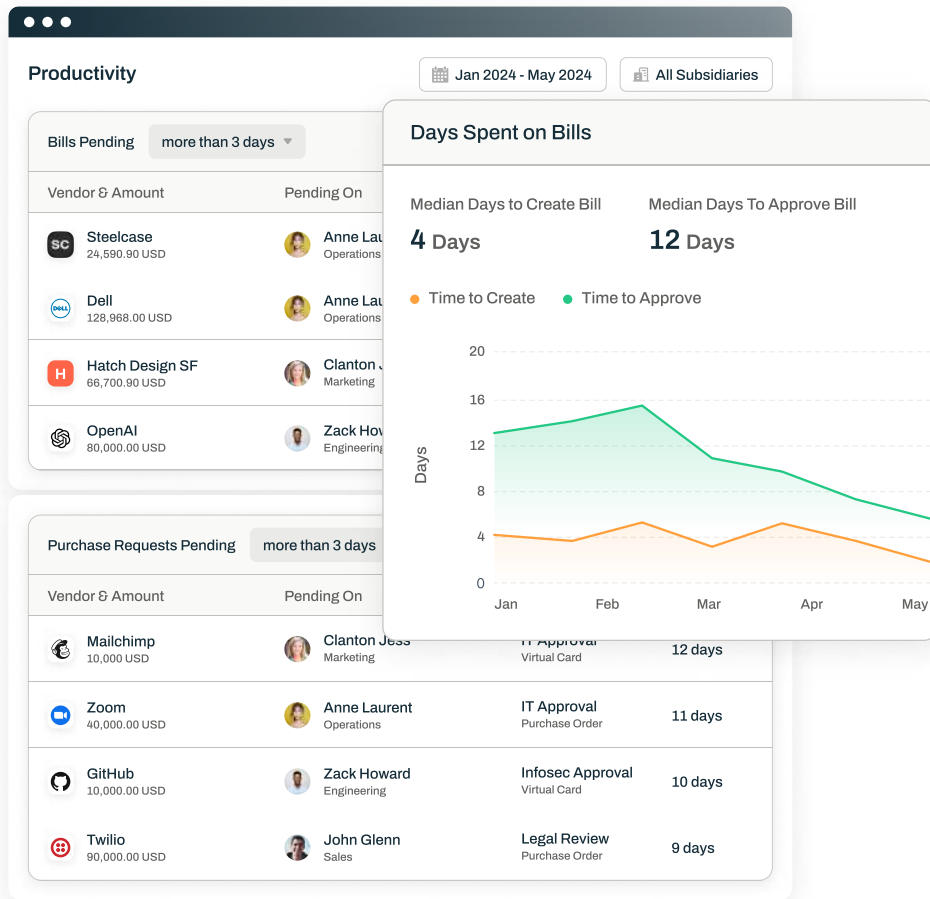
Leverage data-driven insights to uncover cost-saving opportunities. Track key drivers of spend across the business. Identify opportunities to move payments to virtual cards to maximize cash back. No need to wait for quarterly retros to optimize savings.



## Boost process efficiency.

Hit productivity goals with real-time visibility into spending processes. Track SLAs for all approvers and enhance the entire procurement and accounts payable process, identifying and addressing hidden workflow bottlenecks.

Track your monthly bill payment trends. Hit cycle time records by monitoring the median number of days it takes to create and approve bills. Spend Analytics helps with productivity monitoring at both individual and team levels.



The real-time insights that Airbase provides have been crucial in helping us make smarter, data-driven decisions. With this wealth of data at our fingertips, we feel more empowered and strategic, helping us improve our procurement process and identify ways to improve our relationships with vendors.

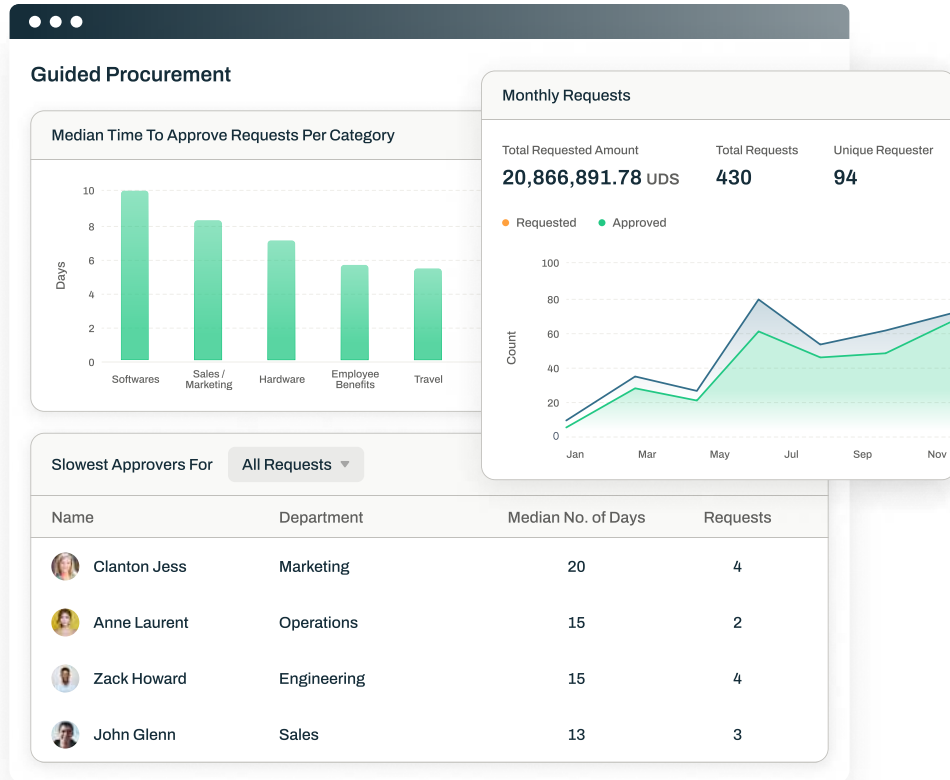


**Christina Howlett Perez**

Associate Vice President, Procurement at Definitive Healthcare, LLC.

## Streamline compliance.

Stay on top of compliance metrics to maintain them at a healthy level. Control bill payment cycle times and pay your vendors on time. Ensure compliance with expense policies, legal documentation, vendor preferences, SOC requirements, and more by routing all spend requests to the right stakeholders.



## Benefits of Airbase Spend Analytics:

- Consolidate all spending data** into one accessible, centralized location, which can serve as a single source of truth, allowing for better analysis and informed decision-making.
- Automate reporting** and eliminate time-consuming manual processes to view up-to-date spending by department, team, and vendor on any day of the month.
- Optimize cycle times to enhance financial efficiency** and gain complete visibility into your spending processes to achieve your productivity goals.
- Mitigate risk** by taking corrective actions to boost key compliance metrics like pre-approved spending and timely vendor payments.

## How it works:

- Airbase's easy syncing of all transactions to the GL means that it reflects real-time spend — all the time.
  - The Summary dashboard provides deep visibility into how your organization trends on pre-approved vs. maverick spending by department and vendor.
  - The Productivity dashboard helps you track your process and compliance metrics
  - The Analyze tab serves as a playground for you to customize and configure your spend reports
  - Airbase admins and users with “View All Reports” permission can access the Summary & Productivity dashboards and the Analyze tab.
- 

## Use case examples.

### **Global tech company:**

A multinational technology company could use Spend Analytics to gain insights into its global spending. By analyzing data across regions, departments, and suppliers, the company identifies opportunities for consolidation and standardization. This will likely drive significant cost savings by negotiating bulk contracts, reducing redundant purchases, and optimizing its supplier network.

### **Healthcare provider:**

A healthcare organization could utilize Spend Analytics to enhance cost transparency and control. The organization can identify areas where costs could be reduced without compromising patient care by categorizing and analyzing spending on medical supplies, equipment, and services. This process could include renegotiating contracts with suppliers and implementing more efficient procurement processes.